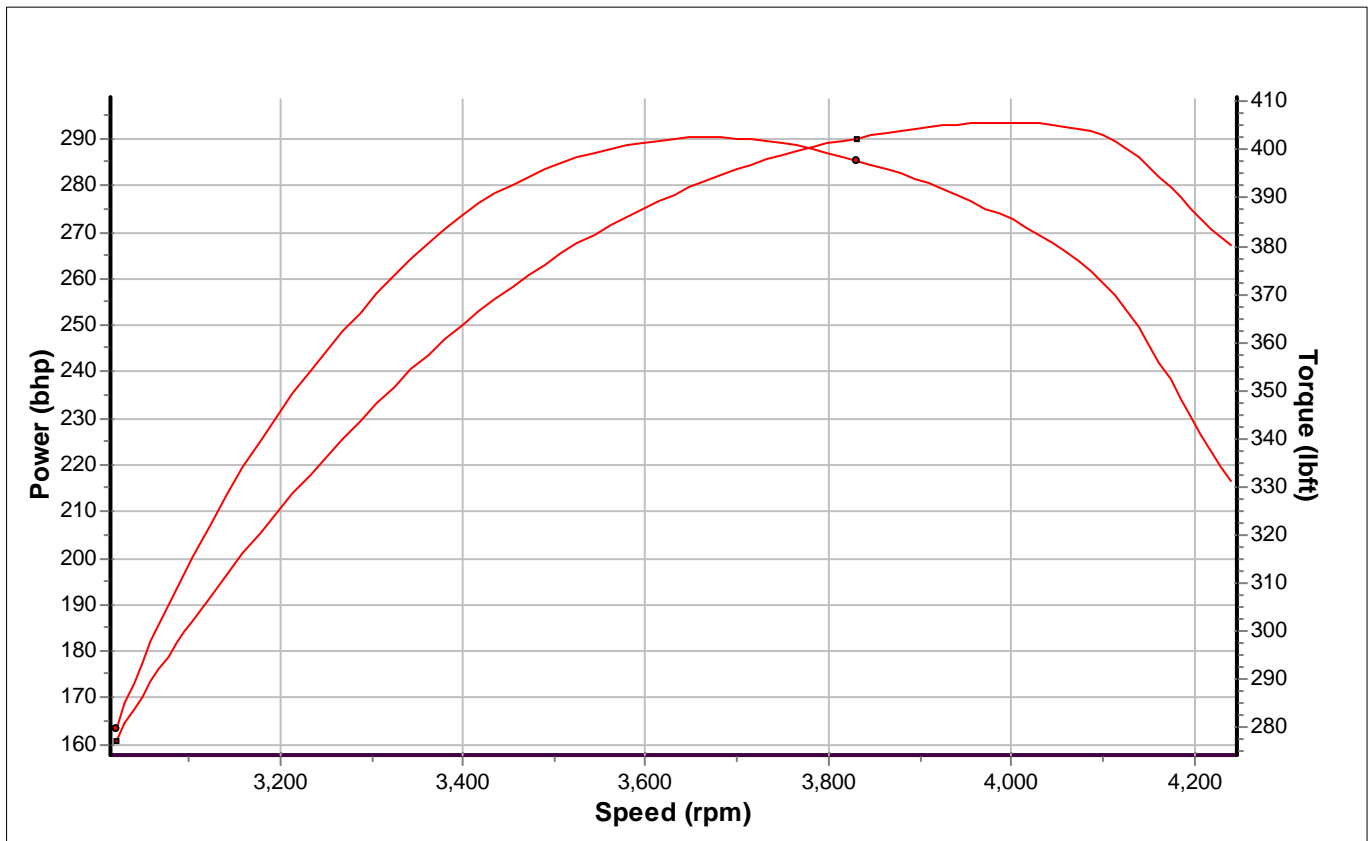




Registration No. :
 Vehicle Type: **CHRYSLER 300C 3.0V6 CRD**
 Operator Id : **Graham**
 Customer :
 Comments :

Date Tested : **11/10/2009**
 Gear Used: **4**
 Ramp Rate : **Inertia**
 MPH per 1000 RPM : **28.79**

RUN NO 2

Maximum Power - Wheels	255.3 bhp @ 3,926 rpm	Correction Factor	100.2 %
Maximum Power - Engine	293.6 bhp @ 4,001 rpm	Environment Temperature	20.5 °C
Maximum Torque	402.7 lbft @ 3,665 rpm	Barometric Pressure	1013 mBar



-  Power Line
-  Torque Line